

The LDA-Rx Series Receiver features 16 discrete solid state outputs (8 of which can be configured as analog PWM outputs), LED feed back and a J1939 CAN (Controller Area Network) connection. With internal processing capabilities, these robust industrial remote control receivers can be programmed to fit any application.

2.4 GHz General Specifications

Frequency Range	2400 - 2483.5 MHz
Frequency Control	42 Frequency Hopping Channels (Software Selectable)
Modulation	MSK
Security	Channelization, System ID, and Vendor ID
Operating Temperature	-40C to 85C (-40F to 185F)
Humidity	Up to 90% RH, non-condensing

900 MHz General Specifications

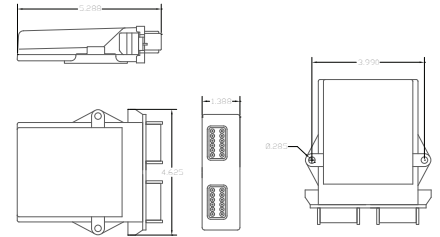
Frequency Range	ISM 902 MHz – 928 MHz
Frequency Control	7 Frequency Hopping Channels (Software Selectable)

900 MHz General Specifications

Modulation	DSSS (Direct Sequence Spread Spectrum)
Error Correction	Automatic Error Detection and Automatic Retransmission
Operating Temperature	-40C to 85C (-40F to 185F)
Humidity	Up to 90% RH, non-condensing

Receiver Specifications

Supply Voltage	9-36 VDC
Digital Channel Outputs	16 Solid State; (8 configurable as analog outputs)
Analog Channel Outputs	8 PWM (Pulse Width Modulation)
Output Ratings	5 Amps (Internally Limited)
Output Diagnostics	LED feed back to indicate Open Load and Over Load conditions
CAN Connection	J1939 (2-wire)
Antenna	Internal*
Dimensions	Approx. 4.75" x 4" x 1"
Weight	Approx. 8 oz.
Enclosure	IP68





Applications

- Machine Control
- Hydraulic Systems Control

Options

- LDA-Tx Series
- LHT Series



005WWCA0358
005WWCA0359

