



# LXT Learn Procedure

with LXG/LXM Receiver



**1** **Transmitter:** Put batteries in and power up  
**Receiver - LXG/LXM:** Power up

**2** **Transmitter:** If link symbol is not visible, proceed to next step.  
*Note: Disable WiFi to prevent interference*




**3** **Transmitter:** Hold power switch in the off position for 5 seconds  
**Receiver - LXG/LXM:** Press orange "LEARN" button for three (3) seconds and release



**4** **Transmitter:** Magnifying glass indicates the transmitter is searching for a receiver



**Receiver - LXG/LXM:** RF LED will alternate between red and green when searching for a transmitter



**5** **Transmitter:** Link symbol indicates a solid chain link when learn is successful  
**Receiver - LXG/LXM:** RF LED will flash green rapidly when learn is successful



**6** **LED Locations:**

